

9/c

**Ganga Institute of Technology & Management**  
 20 K.M. Milestone, Kablana, Dist. - Jhajjar, Haryana  
**Balance Sheet**  
 As at 31.03.2022

Liabilities	Annex.	Amount(RS.)	Assets	Annex.	Amount(RS.)
Pawan Ganga Education Society	A	145,210,015.09	Fixed Assets	C	88,779,218.00
Current Liabilities, Advances & Provisions	B	12,091,455.42	Current Assets, Loan & Advances	D	100,852,238.99
Development Fund	G	42,971,643.00	Security Deposit	E	2,414,848.30
			Cash & Bank balances	F	8,226,808.22
		<b>200,273,113.51</b>			<b>200,273,113.51</b>

As per Notes on Accounts Annexed.

*D. Nagpal*  
 For **D. Nagpal & Co.**  
 Chartered Accountants

Partner  
 Date :  
 Place : New Delhi

For Ganga Institute of Technology & Management

*[Signature]*  
 Chairman

*[Signature]*  
 Director

*[Signature]*  
 Accountant



**Ganga Institute of Technology & Management**  
**20 K.M. Milestone, Kablana, Dist. - Jhajjar, Haryana**  
**Income & Expenditure Account**  
**For the year ending on 31.3.2022**




Particulars	Amount(Rs)	Particulars	Amount(Rs)
To Advertisement & Publicity	2,860,505.00	By Bank Interest	49,832.30
To Bank Charges	84,031.93	By Board Fees	101,700.00
To Computer Repair & Maintenance	240,177.16	By EDP, Generator etc	975,350.00
To Concession to Student in fees	32,128,953.00	By Others Fees	4,040,750.00
To Conveyance Expenses	68,460.00	By Other Receipt	879,083.56
To Depreciation	10,103,812.00	By Student Welfare fees	2,286,600.00
To Electricity & Water Expenses	445,070.00	By Tution Fees	91,731,814.00
To Examination Expenses	227,486.00	By University Fees	8,098,200.00
To Fee & Subscription Expenses	636,684.00	By Hostel Fees	4,013,450.00
To Generator Expenses	254,783.00	By Transport Fees	508,975.00
To Horticulture Expenses	27,215.00	By Gcsed(IOT)Fee	1,336,000.00
To House Keeping Expenses	29,779.00	By Professional Activities Charges	452,010.00
To Honorarium Exp	300,000.00		
To Insurance Expenses	245,360.00		
To Lab Expenses	48,952.00		
To Laundry Exp	45,602.00		
To Legal Fees	62,000.00		
To Loss Of Buses	16,895.00		
To Mess Exp	952,200.00		
To News Papers & Periodicals	30,525.00		
To Office Expenses	9,986.00		
To Professional fees	47,200.00		
To Postage Expenses	2,928.00		
To Printing & Stationery Expenses	246,842.00		
To Repair & Maintenance	972,668.00		
To Salary Expenses	48,990,313.00		
To Staff Welfare Expenses	453,009.00		
To Student Welfare Expenses	1,300,509.00		
To TDS Interest	2,960.00		
To Telephone & Internet Expenses	241,353.00		
To Transportation Exp	1,505,702.52		
To Travelling Expenses	69,171.00		
To University Expenses	8,532,255.00		
To Excess of Income Over Expenditure	3,290,398.25		
	<b>114,473,764.86</b>		<b>114,473,764.86</b>

As per Notes on Accounts Annexed.

  
 For **D. Nagpal & Co.**  
 Chartered Accountants

Partner  
 Date :  
 Place : New Delhi

For Ganga Institute of Technology & Management

  
 Chairman  
  
 Director  
  
 Accountant



**Ganga Institute of Technology & Management**  
20 K.M. Milestone, Jhajjar - Bahadurgarh Road, Kablana, Dist. - Jhajjar, Haryana

Annexure Particulars	Amount (Rs.)
<b>A Pawan Ganga Education Society :-</b>	
Opening balance	103,849,922.68
Add: Addition during the year	4,468,498.16
	<u>108,318,420.84</u>
Add : Amount Transferred from Development Fund on utilisation	33,601,196.00
Add.Excess of Income Over Expenditure	3,290,398.25
<b>TOTAL</b>	<u><u>145,210,015.09</u></u>
<b>B Details of Current Liabilities, Advances &amp; Provisions :-</b>	
<b>Sundry Creditors :-</b>	
Ad Guru	9,940.00
Angad Filling Station	147,057.42
Balaji Sweets	231,491.00
Bishan Dutt Bhatt	11,770.00
Friends Computer	20,400.00
Hanuman Enterprises	25,809.00
Hitanshi Network Services	5,310.00
Jagam Prakashan Ltd	1,075.00
Just Print offset Printing Press	14,715.00
Kishori Lal Trading	4,077.00
Laxmi Sports Gallery	2,240.00
Maha Mediacom LLP	19,800.00
Mohammad Anzar Rabbani	8,736.00
Nayeem	9,247.00
Pathfinder Publishing Pvt Ltd	73,572.00
Ramesh Mann Tent House	10,000.00
Ram niwas	38,610.00
Refaz Ur Rehman	10,800.00
S.S Auto Sales	18,290.00
Sanjay Electric Store	14,728.00
SBR Telecom Pvt Ltd	50,830.00
Shri Shyam Graphics	3,228.00
Sitesh Kumar	12,000.00
Stationery Bazaar	19,264.00
Technical & Magt Consultancy Centre	28,320.00
The Asiatic Agencies	30,284.00
Uttar Haryana Bijli Vitran Nigam Ltd	37,335.00
<b>TOTAL</b>	<u><u>858,928.42</u></u>
<b>Duties &amp; Taxes :-</b>	
TDS Payble	22,280.00
TDS Salary	83,240.00
P.F	74,985.00
<b>TOTAL</b>	<u><u>180,505.00</u></u>
<b>Expenses Payble :-</b>	
Exp payable	97,689.00
Salary Payble	4,181,278.00
<b>TOTAL</b>	<u><u>4,278,967.00</u></u>
<b>Fees Received in Advance</b>	
Advance Fees	1,862,921.00
<b>TOTAL</b>	<u><u>1,862,921.00</u></u>
<b>Other Current Liabilities :-</b>	
Cheque in Transit	4,520,134.00
Bharat Gupta	270,000.00
Security (Mess)	120,000.00
<b>TOTAL</b>	<u><u>4,910,134.00</u></u>
<b>GRAND TOTAL</b>	<u><u>12,091,455.42</u></u>

*gus*

*dh*

*Amr*



**D Details of Current Assets , Loan & Advances :-****Advance to Suppliers and Staffs:-**

Ajay Kumar Sahani	105,000.00
DINESH	14,295.00
Gupta Traders	1,470.00
Imprest	50,000.00
Inderprastha Gas Limited	15,597.99
MEP Infrastructure Developers Ltd	200.00
NARENDER SOLANKI	54,312.00
NCFSE Group of Institutions	118,000.00
Raushan Kumar Sahni	777,000.00
Sanjeev Sangwan	1,019,055.00
VIVEK	80,000.00
Sai Enviro Care System	687,500.00

**TOTAL** 2,922,429.99

**Staff Imprest**

Madhu(Hostle Warden)	5,000.00
Kapil Dev	5,000.00

**TOTAL** 10,000.00

**Other Current Assets :-**

Corp fund	100,000.00
Advance Salary	5,000.00
Rent Receivable	75,000.00
Building Under Constructions (W.I.P)	16,769,892.00

**TOTAL** 16,949,892.00

**Fee Receivable**

Fees Receivable upto 2018-2019	16,935,634.00
Fees Receivable upto 2019-2020	7,815,385.00
Fees Receivable upto 2020-2021	12,688,978.00
Fees Receivable 2021-2022	43,529,920.00

**TOTAL** 80,969,917.00

**GRAND TOTAL**

100,852,238.99

**E Security Deposit :-**

Director Dept of SC & ST Welfare Govt of Bihar	500,000.00
Electricity Deposit	250,000.00
Security of Cylinders	28,000.00
Security with AICTE	1,536,848.30
Security Deposited Angad	100,000.00

**TOTAL** 2,414,848.30

**F Details of Deposit Cash & Bank Balances :-****Cash in Hand**

Cash in Hand (As verified by the Management)	444,195.00
--	------------

**TOTAL** 444,195.00

**Bank Accounts**

HDFC Bank A/c	1,166,729.94
PNB(GGI)19581131000100	154,433.92
Punjab National Bank(1162011004999)	22,455.29
Canara Bank	411,779.49
Punjab National Bank(19581131000025)	5,439,137.42
Axis Bank Disbursement	329,493.00
Axis Bank Collection	258,584.16

**TOTAL** 7,782,613.22

**GRAND TOTAL**

8,226,808.22

**G Development Fund :-**

Opening Balance	60,893,113.00
Add: Development Fee Received	15,679,726.00
	<u>76,572,839.00</u>
Less : Add during the year	33,601,196.00
<b>TOTAL</b>	<u><u>42,971,643.00</u></u>

*giva*

*du*

*Chy*



**Ganga Institute of Technology & Management**  
20 K.M. Milestone, Kabliana, Dist. - Jhajjar, Haryana  
Fixed Assets Schedule as per Income Tax Act as on 31-03-2022

Annex - D

Particulars	W.D.V. as on 01-04-2021	Addition upto 30-09-2021	Addn. from 01-10-21 to 31-03-2022	Transfer / Adjustments	Inter Unit Transfer	Total	Depreciation	W.D.V. as on 31-03-2022	Rate of Dep.
<b>Land :-</b>									
Land At Kalbana	7,054,230.00			-		7,054,230.00	-	7,054,230.00	-
<b>Building :-</b>									
Building	15,253,123.00			-		15,253,123.00	1,525,312.00	13,727,811.00	0.10
Hostel Building	21,930,750.00	18,067,157.00		-		39,997,907.00	3,999,791.00	35,998,116.00	0.10
Lift	665,626.00			-		665,626.00	66,583.00	599,043.00	0.10
<b>School Vehicle :-</b>									
Buses	920,384.00			416,895.00		503,489.00	151,047.00	352,442.00	0.30
Tata Magic	53,530.00			-		53,530.00	16,059.00	37,471.00	0.30
<b>Furniture &amp; Fixture :-</b>									
Air Conditioners	299,120.00			-		299,120.00	29,912.00	269,208.00	0.10
Amplifier	12,733.00			-		12,733.00	1,273.00	11,460.00	0.10
Cooler	30,705.00			-		30,705.00	3,071.00	27,634.00	0.10
Electricity & Fittings	652,261.00			-		652,261.00	65,226.00	587,035.00	0.10
Furniture & Fixture	7,575,607.00			-		7,575,607.00	757,561.00	6,818,046.00	0.10
Fridge	8,311.00			-		8,311.00	831.00	7,480.00	0.10
Geyser	7,017.00			-		7,017.00	702.00	6,315.00	0.10
LCD	14,184.00			-		14,184.00	1,418.00	12,766.00	0.10
Materese	665,456.00			-		665,456.00	66,546.00	598,910.00	0.10
Water Cooler	338,056.00			-		338,056.00	33,806.00	304,250.00	0.10
Water Pipe Line	57,613.00			-		57,613.00	5,761.00	51,852.00	0.10
Water Boiler	342,194.00			-		342,194.00	34,219.00	307,975.00	0.10
Water Pump	221,853.00			-		221,853.00	22,185.00	199,668.00	0.10
<b>Plant &amp; Machinery :-</b>									
Camera	106,607.00			-		106,607.00	15,991.00	90,616.00	0.15
Computer Labs			14,750,000.00	-		14,750,000.00	1,106,250.00	13,643,750.00	0.15
Engine Set	17,901.00			-		17,901.00	2,685.00	15,216.00	0.15
Fire Fitting	933,796.00			-		933,796.00	140,069.00	793,727.00	0.15
Finger Punching	8,661.00			-		8,661.00	1,299.00	7,362.00	0.15
Fax Machine	15,845.00			-		15,845.00	2,377.00	13,468.00	0.15
Generator	293,111.00			-		293,111.00	43,967.00	249,144.00	0.15
Grass Cutting Machine	48,028.00			-		48,028.00	7,204.00	40,824.00	0.15
Health Equipment	86,931.00			-		86,931.00	13,040.00	73,891.00	0.15


*Dinesh*

*[Signature]*

*[Signature]*



Particulars	W.D.V.as on 01-04-2021	Addition upto 30-09-2021	Addn. from 01-10-21 to 31-03-2022	Transfer / Adjustments	Inter Unit Transfer	Total	Depreciation	W.D.V as on 31-03-2022	Rate of Dep.
Invertor	99,481.00					99,481.00	14,922.00	84,559.00	0.15
Lab Equipment	3,368,501.00		62,000.00	-		3,430,501.00	509,925.00	2,920,576.00	0.15
Mess Equipment	236,871.00			-		236,871.00	36,531.00	201,340.00	0.15
Note Counting Machine	3,406.00			-		3,406.00	511.00	2,895.00	0.15
Phone	88,446.00	12,000.00	6,799.00	-		107,245.00	15,577.00	91,668.00	0.15
Photocopy			35,000.00	-		35,000.00	2,625.00	32,375.00	0.15
Solar Plant	851,131.00			-		851,131.00	127,670.00	723,461.00	0.15
Sound System	9,428.00			-		9,428.00	1,414.00	8,014.00	0.15
Water R.O	251,591.00			-		251,591.00	37,739.00	213,852.00	0.15
<u>Motor Vehicle :-</u>									
Car	1,011,835.00			-		1,011,835.00	151,775.00	860,060.00	0.15
Echo Van	184,058.00			-		184,058.00	50,197.00	133,861.00	0.15
<u>Computers :-</u>									
Computers	1,327,594.00	568,900.00		-		1,896,494.00	758,598.00	1,137,896.00	0.40
<u>Projector :-</u>									
Projector	87,496.00			-		87,496.00	34,998.00	52,498.00	0.40
<u>Library Books :-</u>									
Books	289,811.00	11,269.00	88,071.00	-		389,151.00	138,046.00	251,105.00	0.40
<u>Intangible Assets :-</u>									
ERP Software	275,247.00			-		275,247.00	110,099.00	165,148.00	0.40
<b>TOTAL</b>	<b>65,698,729.00</b>	<b>18,659,326.00</b>	<b>14,941,870.00</b>	<b>416,895.00</b>	<b>-</b>	<b>98,883,030.00</b>	<b>10,103,812.00</b>	<b>88,779,218.00</b>	


  
 [Handwritten signature and initials]