



An ISO 9001-2008 Certified Institute

GITAM

GANGA INSTITUTE OF TECHNOLOGY & MANAGEMENT

Approved by AICTE, Ministry of Education, New Delhi, Recognized under section 2(f) of UGC Act, 1956
Affiliated to Maharshi Dayanand University, Rohtak ('A+' Grade University Accredited by NAAC) and HSBTE, Panchkula

Reference No. GITAM/

Date.....

Query 4.1.4: "Provide the schedule of fixed assets in which relevant items regarding infrastructure augmentation highlighted duly certified by Finance Officer and CA for the year 2016-17, 2017-18, 2018-19 and 2019-20, 2020-21."

Response: The schedule of fixed assets with relevant items regarding infrastructure augmentation highlighted duly certified by Finance Officer and CA for the year 2016-17, 2017-18, 2018-19 and 2019-20, 2020-21 are provided along with budget allocation and summary of the expenditure incurred on infrastructure augmentation.



Kablana, Bahadurgarh-Jhajjar Road, Distt. Jhajjar, Delhi NCR, Haryana-124104

Tele Fax - 01251-239488, M.: 8684000891, 892, 893, 9654292946 | Visit us at www.gangainstitute.com, E-mail - gitmkablana@gmail.com

Empowering Minds to Conquer

Ganga Institute of Technology & Management, Kablana, Jhajjar

4.1.4 Average percentage of expenditure for infrastructure augmentation excluding salary during the last five years

ADDITIONAL INFORMATION

Sr. No.	Particular	Page No.
1	Budget allocated and Expenditure on Infrastructure Augmentation during last five years	2 - 6
2	Data Calculation	7 - 8
4	Expenditure for infrastructure augmentation– Highlighted in Audited statement of FY 2020-21.	9 - 11
5	Expenditure for infrastructure augmentation– Highlighted in Audited statement of FY 2019-20.	12 - 14
6	Expenditure for infrastructure augmentation– Highlighted in Audited statement of FY 2018-19.	15 - 17
7	Expenditure for infrastructure augmentation– Highlighted in Audited statement of FY 2017-18.	18 - 20
8	Expenditure for infrastructure augmentation– Highlighted in Audited statement of FY 2016-17.	21 - 23

Ganga Institute of Technology & Management, Kablana, Jhajjar

Budget allocated and Expenditure on Infrastructure Augmentation 2020-21

Sr. No.	Expenditure Head		Budget Allocation	Expenditure
1	To	Furniture & Fixture	2,00,000	1,40,723
2	To	Water R.O	1,20,000	1,00,300
3	To	Books	1,30,000	1,18,303
Grand Total			4,50,000	3,59,326



Ganga Institute of Technology & Management, Kablana, Jhajjar

Budget allocated and Expenditure on Infrastructure Augmentation 2019-20

Sr. No.	Expenditure Head	Budget Allocation	Expenditure
1	To Hostel Building	2,60,00,000	2,56,50,000
2	To Air Conditioners	1,50,000	1,21,800
3	To Cooler	20,000	11,600
4	To Furniture & Fixture	12,00,000	11,83,093
5	To Water Boiler	3,70,000	3,51,918
6	To Water Cooler	1,50,000	1,19,711
7	To Water Pump	60,000	48,460
8	To Mattress	2,00,000	1,62,810
9	To Water R.O	80,000	60,500
10	To Books	2,00,000	1,72,516
11	To Fire Fitting	13,00,000	12,31,437
12	To Phone	20,000	15,550
13	To Lab Equipment	1,00,000	76,411
14	To Solar Plant	2,00,000	1,73,399
15	To Computers	22,50,000	21,07,900
16	To Projector	2,00,000	1,89,970
17	To ERP Software	5,00,000	4,66,012
Grand Total		3,30,00,000	3,21,43,087



Ganga Institute of Technology & Management, Kablana, Jhajjar

Budget allocated and Expenditure on Infrastructure Augmentation 2018-19

Sr. No.	Expenditure Head	Budget Allocation	Expenditure
1	To Furniture & Fixture	6,00,000	5,59,592
2	To Mattress	1,50,000	1,27,000
3	To Water R.O	10,000	6,200
4	To Books	3,00,000	2,64,784
5	To Grass Cutting Machine	50,000	45,624
6	To Phone	50,000	40,580
7	To Lab Equipment	1,80,000	1,52,856
8	To Solar Plant	12,00,000	11,63,926
9	To Camera	30,000	27,370
10	To Computers	13,00,000	12,94,025
11	To Projector	80,000	75,988
12	To ERP Software	50,000	33,630
Grand Total		40,00,000	37,91,575



Ganga Institute of Technology & Management, Kablana, Jhajjar

Budget allocated and Expenditure on Infrastructure Augmentation 2017-18

Sr. No.	Expenditure Head	Budget Allocation	Expenditure
1	To Building	16,00,000	15,34,459
2	To Lift	10,00,000	9,61,413
3	To Air Conditioners	2,00,000	1,88,332
4	To Furniture & Fixture	11,00,000	10,87,449
5	To Refrigerator	20,000	12,000
6	To Water Cooler	1,00,000	62,100
7	To Water Pump	70,000	59,546
8	To Mattress	1,50,000	1,30,000
9	To Water R.O	10,000	4,600
10	To Books	2,00,000	1,65,756
11	To Inverter	30,000	26,500
12	To Finger Punching	10,000	8,000
13	To Grass Cutting Machine	40,000	37,125
14	To Phone	30,000	27,750
15	To Health Equipment	80,000	75,000
16	To Lab Equipment	3,00,000	2,40,193
17	To Camera	60,000	51,284
18	To Computers	1,50,000	1,39,750
19	To ERP Software	3,50,000	3,12,000
Grand Total		55,00,000	51,23,257



Ganga Institute of Technology & Management, Kablana, Jhajjar

Budget allocated and Expenditure on Infrastructure Augmentation 2016-17

Sr. No.	Expenditure Head		Budget Allocation	Expenditure
1	To	Building	28,00,000	27,31,777
2	To	Air Conditioners	60,000	57,100
3	To	Cooler	10,000	5,200
4	To	Furniture & Fixture	1,00,000	93,792
5	To	Water Cooler	50,000	41,625
6	To	Water Pump	30,000	24,692
7	To	Mattress	1,00,000	99,600
8	To	Water R.O	40,000	38,925
9	To	Books	3,50,000	3,17,353
10	To	Engine Set	40,000	29,000
11	To	Phone	15,000	12,250
12	To	Lab Equipment	1,70,000	1,54,283
13	To	Camera	15,000	13,500
14	To	Sound System	30,000	21,248
15	To	Projector	40,000	32,700
16	To	ERP Software	1,50,000	1,41,000
Grand Total			40,00,000	38,14,045



4.1.4 Average percentage of expenditure, excluding salary for infrastructure augmentation during last five years (INR in Lakhs) (10) & 4.4.1 Average percentage of expenditure incurred on maintenance of infrastructure (physical and academic support facilities) excluding salary component during the last five years (INR in lakhs) (10)

Year	Budget allocated for infrastructure augmentation(INR in Lakh)	Expenditure for infrastructure augmentation(INR in Lakh)	Total expenditure excluding Salary (INR in Lakh)	Expenditure on maintenace of academic facilities (excluding salary for human resources) (INR in Lakh)	Expenditure on maintenance of physical facilities (excluding salary for human resources)
2020-21	4.5	3.59326	495.33	18.32192	19.96521
2019-20	330	321.43087	641.77	35.68493	170.46223
2018-19	40	37.91575	583.91	37.14012	191.15516
2017-18	55	51.23257	591.2	26.09434	184.75136
2016-17	40	38.14045	634.69	21.52225	187.39445

4.1.4 Average percentage of expenditure, excluding salary for infrastructure augmentation during last five years (INR in Lakhs) (10) & 4.4.1 Average percentage of expenditure incurred on maintenance of infrastructure (physical and academic support facilities) excluding salary component during the last five years (INR in lakhs) (10)

Year	Budget allocated for infrastructure augmentation(INR in Lakh)	Expenditure for infrastructure augmentation(INR in Lakh) (a)	Total expenditure excluding Salary (INR in Lakh) (b)	Average percentage of expenditure, excluding salary for infrastructure augmentation =(a/b)*100	Average percentage of expenditure, excluding salary for infrastructure augmentation during last five years
2020-21	4.5	3.59326	495.33	0.73	14.4
2019-20	330	321.43087	641.77	50.09	
2018-19	40	37.91575	583.91	6.49	
2017-18	55	51.23257	591.2	8.67	
2016-17	40	38.14045	634.69	6.01	

Expenditure for
Infrastructure
Augmentation—
Highlighted in
Audited Statement
of FY 2020-21

Ganga Institute of Technology & Management
20 K.M. Milestone, Kablana, Dist. - Jhajjar, Haryana
Balance Sheet
As at 31.03.2021

Liabilities	Annex.	Amount(RS.)	Assets	Annex.	Amount(RS.)
Pawan Ganga Education Society	A	103,849,922.68	Fixed Assets	C	65,698,729.00
Current Liabilities, Advances & Provisions	B	9,067,396.42	Current Assets, Loan & Advances	D	102,007,712.23
Development Fund	G	60,893,113.00	Security Deposit	E	2,349,151.30
			Cash & Bank balances	F	3,754,839.57
		173,810,432.10			173,810,432.10

As per Notes on Accounts Annexed.


For Ganga Institute of Technology & Management

For D. Nagpal & Co.
Chartered Accountants




Chairman


Director



Accountant



Ganga Institute of Technology & Management
20 K.M. Milestone, Kablana, Dist. - Jhajjar, Haryana
Fixed Assets Schedule as per Income Tax Act as on 31-03-2021

Annex - D

Particulars	W.D.V.as on 01-04-2020	Addition upto 30-09-2020	Addn. from 01-10-20 to 31-03-2021	Transfer / Adjustments	Inter Unit Transfer	Total	Depreciation	W.D.V as on 31-03-2021	Rate of Dep.
Land :-									
Land At Kalbana	7,054,230.00			0.00		7,054,230.00	U.UU	7,054,230.00	0.00
Building :-									
Building	16,947,915.00			0.00		16,947,915.00	1,694,792.00	15,253,123.00	0.10
Hostel Building	24,367,500.00					24,367,500.00	2,436,750.00	21,930,750.00	0.10
Lift	739,807.00					739,807.00	73,981.00	665,826.00	0.10
School Vehicle :-									
Buses	1,314,835.00			0.00		1,314,835.00	394,451.00	920,384.00	0.30
Tata Magic	76,471.00					76,471.00	22,941.00	53,530.00	0.30
Furniture & Fixture :-									
Air Conditioners	332,356.00			0.00		332,356.00	33,236.00	299,120.00	0.10
Amplifier	14,148.00			0.00		14,148.00	1,415.00	12,733.00	0.10
Cooler	34,117.00			0.00		34,117.00	3,412.00	30,705.00	0.10
Electricity & Fittings	724,735.00			0.00		724,735.00	72,474.00	652,261.00	0.10
Furniture & Fixture	8,275,973.00	129,112.00	11,611.00	0.00		8,416,696.00	841,089.00	7,575,607.00	0.10
Fridge	9,234.00					9,234.00	923.00	8,311.00	0.10
Geyser	7,797.00					7,797.00	780.00	7,017.00	0.10
LCD	15,760.00			0.00		15,760.00	1,576.00	14,184.00	0.10
Materese	739,396.00			0.00		739,396.00	73,940.00	665,456.00	0.10
Water Cooler	375,618.00			0.00		375,618.00	37,562.00	338,056.00	0.10
Water Pipe Line	64,014.00			0.00		64,014.00	6,401.00	57,613.00	0.10
Water Boiler	380,216.00			0.00		380,216.00	38,022.00	342,194.00	0.10
Water Pump	246,503.00			0.00		246,503.00	24,650.00	221,853.00	0.10
Plant & Machinery :-									
Camera	125,420.00			0.00		125,420.00	18,813.00	106,607.00	0.15
Engine Set	21,060.00			0.00		21,060.00	3,159.00	17,901.00	0.15
Fire Fitting	1,098,584.00			0.00		1,098,584.00	164,788.00	933,796.00	0.15
Finger Punching	10,190.00			0.00		10,190.00	1,529.00	8,661.00	0.15
Fax Machine	18,641.00			0.00		18,641.00	2,796.00	15,845.00	0.15
Generator	344,836.00			0.00		344,836.00	51,725.00	293,111.00	0.15
Grass Cutting Machine	56,504.00			0.00		56,504.00	8,476.00	48,028.00	0.15
Health Equipment	102,272.00			0.00		102,272.00	15,341.00	86,931.00	0.15
Invertor	117,037.00			0.00		117,037.00	17,556.00	99,481.00	0.15
Lab Equipment	3,962,942.00			0.00		3,962,942.00	594,441.00	3,368,501.00	0.15
Mess Equipment	278,672.00			0.00		278,672.00	41,801.00	236,871.00	0.15
Note Counting Machine	4,007.00			0.00		4,007.00	601.00	3,406.00	0.15
Phone	104,054.00			0.00		104,054.00	15,608.00	88,446.00	0.15
Solar Plant	1,001,331.00			0.00		1,001,331.00	150,200.00	851,131.00	0.15
Sound System	11,092.00			0.00		11,092.00	1,664.00	9,428.00	0.15
Water R.O	195,689.00	100,300.00		0.00		295,989.00	44,398.00	251,591.00	0.15
Motor Vehicle :-									
Car	1,190,394.00			0.00		1,190,394.00	178,559.00	1,011,835.00	0.15
Echo Van	234,255.00					234,255.00	50,197.00	184,058.00	0.15
Computers :-									
Computers	2,212,657.00			0.00		2,212,657.00	885,063.00	1,327,594.00	0.40
Projector :-									
Projector	145,826.00			0.00		145,826.00	58,330.00	87,496.00	0.40
Library Books :-									
Books	344,351.00	57,210.00	61,093.00	0.00		462,654.00	172,843.00	289,811.00	0.40
Intangible Assets :-									
ERP Software	458,745.00			0.00		458,745.00	183,498.00	275,247.00	0.40
TOTAL	73,759,184.00	286,622.00	72,704.00	0.00	0.00	74,118,510.00	8,419,781.00	65,698,729.00	



Expenditure for
Infrastructure
Augmentation—
Highlighted in
Audited Statement
of FY 2019-20

Ganga Institute of Technology & Management
20 K.M. Milestone, Kablana, Dist. - Jhajjar, Haryana
Balance Sheet
As at 31.03.2020

Liabilities	Annex.	Amount(Rs)	Assets	Annex.	Amount(Rs)
Pawan Ganga Education Society	A	100,409,276.84	Fixed Assets	C	73,759,184.00
Current Liabilities, Advances & Provisions	B	18,182,704.42	Current Assets, Loan & Advances	D	84,836,276.51
Development Fund	G	44,417,654.00	Security Deposit	E	2,278,172.43
			Cash & Bank balances	F	2,136,002.32
		163,009,635.26			163,009,635.26

As per Notes on Accounts Annexed.

For L. Nagpal & Co.
Chartered Accountants

Partner
Date: 30th Dec, 2020
Place: New Delhi

For Ganga Institute of Technology & Management

Chairman
Director


Accountant



Ganga Institute of Technology & Management
20 K.M. Milestone, Kablana, Dist. - Jhajjar, Haryana
Fixed Assets Schedule as per Income Tax Act as on 31-03-2020

Annex - C

Particulars	W.D.V.as on 01-04-2019	Addition upto 30-09-2019	Addn. from 01-10-19 to 31-03-20	Transfer / Adjustments	Inter Unit Transfer	Total	Depreciation	W.D.V as on 31-03-2020	Rate of Dep.
Land :-									
Land At Kalbana	70,54,230.00					70,54,230.00	-	70,54,230.00	-
Building :-									
Building	1,88,31,017.00					1,88,31,017.00	18,83,102.00	1,69,47,915.00	0.10
Hostel Building			2,56,50,000.00			2,56,50,000.00	12,82,500.00	2,43,67,500.00	0.10
Lift	8,22,008.00					8,22,008.00	82,201.00	7,39,807.00	0.10
School Vehicle :-									
Buses	18,78,336.00					18,78,336.00	5,63,501.00	13,14,835.00	0.30
Tata Magic	1,09,245.00					1,09,245.00	32,774.00	76,471.00	0.30
Furniture & Fixture :-									
Air Conditioners	2,47,485.00	1,21,800.00				3,69,285.00	36,929.00	3,32,356.00	0.10
Amplifier	15,720.00					15,720.00	1,572.00	14,148.00	0.10
ler	26,308.00	11,600.00				37,908.00	3,791.00	34,117.00	0.10
Electricity & Fittings	8,05,261.00					8,05,261.00	80,526.00	7,24,735.00	0.10
Furniture & Fixture	79,92,495.00	8,24,220.00	3,58,873.00			91,75,588.00	8,99,615.00	82,75,973.00	0.10
idge	10,260.00					10,260.00	1,026.00	9,234.00	0.10
eyser	8,663.00					8,663.00	866.00	7,797.00	0.10
LCD	17,511.00					17,511.00	1,751.00	15,760.00	0.10
Materese	6,58,741.00	1,62,810.00				8,21,551.00	82,155.00	7,39,396.00	0.10
Water Cooler	2,97,642.00	1,19,711.00				4,17,353.00	41,735.00	3,75,618.00	0.10
Water Pipe Line	71,127.00					71,127.00	7,113.00	64,014.00	0.10
Water Boiler	50,993.00		3,51,918.00			4,02,911.00	22,695.00	3,80,216.00	0.10
Water Pump	2,25,432.00	48,460.00				2,73,892.00	27,389.00	2,46,503.00	0.10
Plant & Machinery :-									
Camera	1,47,553.00					1,47,553.00	22,133.00	1,25,420.00	0.15
Engine Set	24,776.00					24,776.00	3,716.00	21,060.00	0.15
Fire Fitting	1,815.00	5,60,500.00	6,70,937.00			12,33,252.00	1,34,668.00	10,98,584.00	0.15
Finger Punching	11,988.00					11,988.00	1,798.00	10,190.00	0.15
Fax Machine	21,931.00					21,931.00	3,290.00	18,641.00	0.15
Generator	4,05,689.00					4,05,689.00	60,853.00	3,44,836.00	0.15
Grass Cutting Machine	66,475.00					66,475.00	9,971.00	56,504.00	0.15
Health Equipment	1,20,320.00					1,20,320.00	18,048.00	1,02,272.00	0.15
Invertor	1,37,691.00					1,37,691.00	20,654.00	1,17,037.00	0.15
Lab Equipment	45,79,131.00		76,411.00			46,55,542.00	6,92,600.00	39,62,942.00	0.15
Mess Equipment	3,27,849.00					3,27,849.00	49,177.00	2,78,672.00	0.15
Note Counting Machine	4,714.00					4,714.00	707.00	4,007.00	0.15
Phone	1,06,792.00	14,700.00	850.00			1,22,342.00	18,288.00	1,04,054.00	0.15
Solar Plant	9,89,337.00		1,73,399.00			11,62,736.00	1,61,405.00	10,01,331.00	0.15
Sound System	13,049.00					13,049.00	1,957.00	11,092.00	0.15
Water R.O	1,69,722.00	60,500.00				2,30,222.00	34,533.00	1,95,689.00	0.15
Motor Vehicle :-									
ho Van	14,00,464.00					14,00,464.00	2,10,070.00	11,90,394.00	0.15
	2,84,452.00					2,84,452.00	50,197.00	2,34,255.00	0.15
Computers :-									
Computers	11,34,362.00	7,71,400.00	13,36,500.00			32,42,262.00	10,29,605.00	22,12,657.00	0.40
Projector :-									
Projector	53,073.00	1,89,970.00				2,43,043.00	97,217.00	1,45,826.00	0.40
Library Books :-									
Books	3,92,451.00	1,45,661.00	26,855.00			5,64,967.00	2,20,616.00	3,44,351.00	0.40
Intangible Assets :-									
ERP Software	2,03,425.00	1,80,599.00	2,85,413.00			6,69,437.00	2,10,692.00	4,58,745.00	0.40
TOTAL	4,97,19,533.00	32,11,931.00	2,89,31,156.00			8,18,62,620.00	81,03,436.00	7,37,59,184.00	



Expenditure for
Infrastructure
Augmentation—
Highlighted in
Audited Statement
of FY 2018-19

Ganga Institute of Technology & Management
 20 K.M. Milestone, Kablana, Dist. - Jhajjar, Haryana
Balance Sheet
 As at 31.03.2019

Liabilities	Annex.	2018-2019	Assets	Annex.	2018-2019
Pawan Ganga Education Society	A	52,712,706.09	Fixed Assets	D	49,719,533.00
Secured Loan	B	-	Current Assets, Loan & Advances	E	77,123,206.57
Current Liabilities, Advances & Provisions	C	19,877,864.39	Security Deposit	F	2,091,742.26
Development Fund	H	59,967,281.00	Cash & Bank balances	G	3,623,369.65
		132,557,851.48			132,557,851.48

As per Notes on Accounts Annexed.

For D. Nagpal & Co.


Chartered Accountants

Date: 2/10/2019
 Place: New Delhi

For Ganga Institute of Technology & Management

Chairman

Accountant



Ganga Institute of Technology & Management
20 K.M. Milestone, Kablana, Dist. - Jhajjar, Haryana
Fixed Assets Schedule as per Income Tax Act as on 31-03-2019

Particulars	W.D.V. as on 01-04-2018	Addition upto 30-03-2018	Addn. from 01-10-18 to 31-03-19	Transfer / Adjustments	Less: Dep. Transfer	Total	Depreciation	W.D.V. as on 31-03-2019	Rate of Dep.
Land :-						7,054,230.00	-	7,054,230.00	-
Land At Kabana	7,054,230.00								
Building :-						10,913,351.00	7,091,835.00	3,821,516.00	0.30
Building	20,923,332.00					913,342.00	31,354.00	822,008.00	0.35
IT	913,342.00								
School Vehicle :-						1,681,317.00	825,001.00	856,316.00	0.30
Buses	2,683,337.00								
Tata Magic	156,065.00					156,065.00	44,830.00	109,235.00	0.30
Furniture & Fixture :-						274,981.00	27,498.00	247,483.00	0.30
Air Conditioners	274,981.00					17,467.00	1,747.00	15,720.00	0.30
Amplifier	17,467.00					29,231.00	1,973.00	26,308.00	0.30
Cooler	29,231.00					8,880,550.00	888,065.00	7,992,485.00	0.30
Furniture & Fixture	8,320,958.00	559,592.00				11,400.00	1,140.00	10,260.00	0.30
Fridge	11,400.00					330,713.00	33,071.00	297,642.00	0.30
Water Cooler	330,713.00					79,030.00	7,903.00	71,127.00	0.30
Water Pipe Line	79,030.00					56,659.00	5,666.00	50,993.00	0.30
Water Boiler	56,659.00					250,480.00	25,048.00	225,432.00	0.30
Water Pump	250,480.00					19,457.00	1,946.00	17,511.00	0.30
LCD	19,457.00					894,734.00	89,473.00	805,261.00	0.30
Electricity & Fittings	894,734.00					731,935.00	73,194.00	658,741.00	0.30
Mattresse	604,935.00	127,000.00				9,626.00	963.00	8,663.00	0.30
Geysar	9,626.00								
Plant & Machinery :-						161,990.00	24,299.00	137,691.00	0.15
Invertor	161,990.00					29,148.00	4,372.00	24,776.00	0.15
Engine Set	29,148.00					2,135.00	320.00	1,815.00	0.15
Fire Fitting	2,135.00					14,103.00	2,115.00	11,988.00	0.15
Finger Punching	14,103.00					477,281.00	71,592.00	405,689.00	0.15
Generator	477,281.00					77,180.00	10,705.00	66,475.00	0.15
Grass Cutting Machine	31,556.00	34,000.00	11,624.00			123,028.00	16,236.00	106,792.00	0.15
Phone	82,448.00	11,000.00	29,580.00			141,553.00	21,233.00	120,320.00	0.15
Health Equipment	141,553.00					385,705.00	57,856.00	327,849.00	0.15
Mess Equipment	385,705.00					5,546.00	832.00	4,714.00	0.15
Note Counting Machine	5,546.00					5,384,770.00	805,639.00	4,579,131.00	0.15
Lab Equipment	5,384,770.00	125,174.00	27,682.00			171,177.00	23,624.00	147,553.00	0.15
Camera	143,807.00		27,370.00			1,163,926.00	174,589.00	989,337.00	0.15
Solar Plant		1,163,926.00				15,352.00	2,303.00	13,049.00	0.15
Sound System	15,352.00					25,801.00	3,870.00	21,931.00	0.15
Fax Machine	25,801.00					199,673.00	29,951.00	169,722.00	0.15
Water R.O	199,673.00	6,200.00							
Motor Vehicle :-						1,647,605.00	247,141.00	1,400,464.00	0.15
Car	1,647,605.00				334,649.00	334,649.00	50,197.00	284,452.00	0.15
Echo Van									
Computers :-						1,474,604.00	340,242.00	1,134,362.00	0.40
Computers	180,579.00	46,025.00	1,248,000.00						
Projector :-						88,455.00	35,382.00	53,073.00	0.40
Projector	12,467.00	75,988.00							
Library Books :-						594,410.00	201,959.00	392,451.00	0.40
Books	329,626.00	85,757.00	179,027.00						
Intangible Assets :-						327,832.00	124,407.00	203,425.00	0.40
ERP Software	294,202.00		33,630.00						
TOTAL	52,036,290.00	2,234,662.00	1,556,913.00	-	334,649.00	56,162,514.00	6,442,981.00	49,719,533.00	

(Handwritten signatures)



Expenditure for
Infrastructure
Augmentation—
Highlighted in
Audited Statement
of FY 2017-18

Ganga Institute of Technology & Management
 20 K.M. Milestone, Kablana, Dist. - Jhajjar, Haryana
Balance Sheet
 As at 31.03.2018

Liabilities	Annex.	2017-2018	Assets	Annex.	2017-2018
Pawan Ganga Education Society	A	48,390,566.30	Fixed Assets	D	52,036,290.00
Secured Loan	B	-	Current Assets, Loan & Advances	E	57,127,594.00
Current Liabilities, Advances & Provisions	C	20,813,254.99	Security Deposit	F	2,431,742.26
Development Fund	H	47,918,516.00	Cash & Bank balances	G	3,525,711.03
		115,122,337.29			115,122,337.29

As per Notes on Accounts Annexed.

For D. Nagpal & Co.

Chartered Accountants

Date: 15/04/2018
 Place: New Delhi

For Ganga Institute of Technology & Management

Chairman

Manager (Accounts)

Accountant



Ganga Institute of Technology & Management
20 K.M. Milestone, Kablana, Dist. - Jhajjar, Haryana
Fixed Assets Schedule as per Income Tax Act as on 31-03-2018

ANNEX - D

Particulars	W.D.V.as on 01-04-2017	Addition upto 30-09-2017	Addn. from 01-10-17 to 31-03-18	Transfer / Adjustments	Total	Depreciation	W.D.V. as on 31-03-2018	Rate of Dep.
Land :-								
Land At Kalbana	7,054,230.00				7,054,230.00	-	7,054,230.00	-
Building :-								
Building	21,713,710.00	1,534,459.00	961,413.00		23,248,169.00	2,324,817.00	20,923,352.00	0.10
Lift					961,413.00	48,071.00	913,342.00	0.10
School Vehicle :-								
Buses	3,833,338.00				3,833,338.00	1,150,001.00	2,683,337.00	0.30
Tata Magic	222,950.00				222,950.00	66,885.00	156,065.00	0.30
Furniture & Fixture :-								
Air Conditioner	117,205.00	189,352.00			306,557.00	30,554.00	276,003.00	0.10
Amplifier	19,408.00				19,408.00	1,941.00	17,467.00	0.10
Cooler	32,479.00				32,479.00	3,248.00	29,231.00	0.10
Furniture & Fixture	8,145,796.00	884,697.00	202,752.00		9,234,245.00	913,287.00	8,320,958.00	0.10
Fridge			12,000.00		12,000.00	600.00	11,400.00	0.10
Water Cooler	305,359.00	62,100.00			367,459.00	36,746.00	330,713.00	0.10
Water Pipe Line	87,811.00				87,811.00	8,781.00	79,030.00	0.10
Water Boiler	62,955.00				62,955.00	6,296.00	56,659.00	0.10
Water Pump	218,765.00	59,546.00			278,311.00	27,831.00	250,480.00	0.10
LCD	21,619.00				21,619.00	2,162.00	19,457.00	0.10
Electricity & Fittings	994,149.00				994,149.00	99,415.00	894,734.00	0.10
Matress	542,150.00	130,000.00			672,150.00	67,215.00	604,935.00	0.10
Gayser	10,696.00				10,696.00	1,070.00	9,626.00	0.10
Plant & Machinery :-								
Inverter	164,076.00	26,500.00			190,576.00	28,586.00	161,990.00	0.15
Engine Set	34,292.00				34,292.00	5,144.00	29,148.00	0.15
Fire Fitting	2,512.00				2,512.00	377.00	2,135.00	0.15
Finger Punching	8,592.00	8,000.00			16,592.00	2,489.00	14,103.00	0.15
Generator	561,507.00				561,507.00	84,226.00	477,281.00	0.15
Grass Cutting Machine		37,125.00			37,125.00	5,569.00	31,556.00	0.15
Phone	68,546.00	19,800.00	7,950.00		96,296.00	13,848.00	82,448.00	0.15
Health Equipment	84,915.00		75,000.00		159,915.00	18,362.00	141,553.00	0.15
Mass Equipment	453,771.00				453,771.00	68,066.00	385,705.00	0.15
Note Counting Machine	6,525.00				6,525.00	979.00	5,546.00	0.15
Lab Equipment	5,894,354.00	6,211.00	233,982.00		6,134,547.00	902,633.00	5,231,914.00	0.15
Camera	113,376.00		51,284.00		164,660.00	20,853.00	143,807.00	0.15
Sound System	18,061.00				18,061.00	2,700.00	15,361.00	0.15
Fax Machine	30,354.00				30,354.00	4,553.00	25,801.00	0.15
Water R.O	223,015.00	4,600.00			227,615.00	34,142.00	193,473.00	0.15
Motor Vehicle :-								
Car	1,938,359.00				1,938,359.00	290,754.00	1,647,605.00	0.15
Computers :-								
Computers	154,198.00	118,700.00	21,050.00		293,948.00	113,369.00	180,579.00	0.40
Projector :-								
Projector	20,778.00				20,778.00	8,311.00	12,467.00	0.40
Library Books :-								
Books	377,900.00	148,594.00	17,162.00		543,656.00	214,030.00	329,626.00	0.40
Intangible Assets :-								
ERP Software	178,336.00	312,000.00			490,336.00	196,134.00	294,202.00	0.40
TOTAL	53,717,087.00	3,540,664.00	1,582,593.00		58,840,344.00	6,804,054.00	52,036,290.00	

Shiva Kalia
Utkarsh
Chy



Expenditure for
Infrastructure
Augmentation—
Highlighted in
Audited Statement
of FY 2016-17

Ganga Institute of Technology & Management
20 K.M. Milestone, Kablana, Dist. - Jhajjar, Haryana
Balance Sheet
As at 31.03.2017

Liabilities	Annex.	Amount	Assets	Annex.	Amount
Pawan Ganga Education Society	A	46,809,263.13	Fixed Assets	D	53,717,087.00
Secured Loan	B	936,839.72	Current Assets, Loan & Advances	E	44,668,723.00
Current Liabilities, Advances & Provisions	C	17,427,784.38	Security Deposit	F	1,849,543.84
Development Fund	H	36,382,978.00	Cash & Bank balances	G	1,321,511.39
		101,556,865.23			101,556,865.23

As per Notes on Accounts Annexed.

For D. Nagpal & Co.


Chartered Accountants

Date : 05/2/18
 Place : New Delhi

For Ganga Institute of Technology & Management

Chairman


Accountant



Ganga Institute of Technology & Management
20 K.M. Milestone, Kablana, Dist. - Jhajjar, Haryana
Fixed Assets Schedule as per Income Tax Act as on 31-03-2017

Annex - D

Particulars	W.D.V.as on 01-04-2016	Addition upto 30-09-2016	Addn. from 01-10-16 to 31-03-17	Transfer / Adjustments	Total	Depreciation	W.D.V as on 31-03-2017	Rate of Dep.
Land :-								
Land At Kalbana	7,054,230.00			-	7,054,230.00	-	7,054,230.00	-
Building :-								
Building	22,132,863.00	1,771,099.00	210,678.00	-	24,114,640.00	2,400,930.00	21,713,710.00	0.10
School Vehicle :-								
Buses	5,476,197.00			-	5,476,197.00	1,642,859.00	3,833,338.00	0.30
Tata Magic	318,500.00			-	318,500.00	95,550.00	222,950.00	0.30
Furniture & Fixture :-								
Air Conditioners	73,128.00	57,100.00		-	130,228.00	13,023.00	117,205.00	0.10
Amplifier	21,565.00			-	21,565.00	2,157.00	19,408.00	0.10
Cooler	30,888.00	5,200.00		-	36,088.00	3,609.00	32,479.00	0.10
Furniture & Fixture	8,957,472.00	80,622.00	13,170.00	-	9,051,264.00	904,468.00	8,146,796.00	0.10
Water Cooler	297,663.00	41,625.00		-	339,288.00	33,929.00	305,359.00	0.10
Water Pipe Line	97,568.00			-	97,568.00	9,757.00	87,811.00	0.10
Water Boiler	69,950.00			-	69,950.00	6,995.00	62,955.00	0.10
Water Pump	217,009.00		24,692.00	-	241,701.00	22,936.00	218,765.00	0.10
LCD	24,021.00			-	24,021.00	2,402.00	21,619.00	0.10
Electricity & Fittings	1,104,610.00			-	1,104,610.00	110,461.00	994,149.00	0.10
Materese	502,789.00	99,600.00		-	602,389.00	60,239.00	542,150.00	0.10
Geysar	11,884.00			-	11,884.00	1,188.00	10,696.00	0.10
Plant & Machinery :-								
Invertor	193,031.00			-	193,031.00	28,955.00	164,076.00	0.15
Engine Set	11,343.00	29,000.00		-	40,343.00	6,051.00	34,292.00	0.15
Fire Fitting	2,955.00			-	2,955.00	443.00	2,512.00	0.15
Finger Punching	10,108.00			-	10,108.00	1,516.00	8,592.00	0.15
Generator	660,596.00			-	660,596.00	99,089.00	561,507.00	0.15
Phone	68,265.00	10,800.00	1,450.00	-	80,515.00	11,969.00	68,546.00	0.15
Health Equipment	99,900.00			-	99,900.00	14,985.00	84,915.00	0.15
Mess Equipment	533,848.00			-	533,848.00	80,077.00	453,771.00	0.15
Note Counting Machine	7,676.00			-	7,676.00	1,151.00	6,525.00	0.15
Lab Equipment	6,780,251.00	154,283.00		-	6,934,534.00	1,040,180.00	5,894,354.00	0.15
Camera	119,883.00	13,500.00		-	133,383.00	20,007.00	113,376.00	0.15
Sound System		21,248.00		-	21,248.00	3,187.00	18,061.00	0.15
Fax Machine	35,711.00			-	35,711.00	5,357.00	30,354.00	0.15
Water R.O	223,446.00	38,925.00		-	262,371.00	39,356.00	223,015.00	0.15
Motor Vehicle :-								
Car	2,280,422.00			-	2,280,422.00	342,063.00	1,938,359.00	0.15
Computers :-								
Computers	385,495.00			-	385,495.00	231,297.00	154,198.00	0.60
Projector :-								
Projector	19,246.00	32,700.00		-	51,946.00	31,168.00	20,778.00	0.60
Library Books :-								
Books	529,060.00	186,238.00	131,115.00	-	846,413.00	468,513.00	377,900.00	0.60
Intangible Assets :-								
ERP Software	304,841.00	141,000.00		-	445,841.00	267,505.00	178,336.00	0.60
TOTAL	58,656,414.00	2,682,940.00	381,105.00	-	61,720,459.00	8,005,372.00	53,715,087.00	



Handwritten signature

